

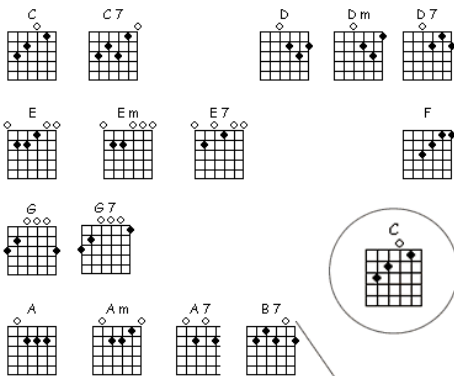
The
Jimi Hendrix
Edition!

'The GUITAR!'

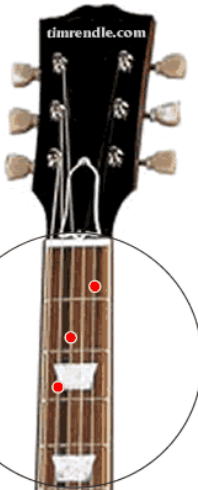
...A newsletter you will want to read...

Vol 1, Issue 1
May/June 2010

Basic Chords



◊ means play the string 'open' without a finger on the string.



Chords



with a simple up and down strum pattern, and change chords on every fourth beat. Learning basic strumming patterns first prevents you from teaching yourself bad strumming habits. **Habit is what it takes to learn guitar.**

tween notes. For instance, the space between the G and A note on the sixth (thickest) string is known as a full-step. This is an interval. When it comes to scales, intervals (the space between all the notes) are of utmost importance.

While **learning chords**, you should also learn how to play guitar intervals and scales (when you're a little bored with chords.) This might also be frustrating at first, but you definitely will get the hang of it the more you just do it. Intervals fall under theory (yes, you will have to learn theory, but theory is fun when you see how it makes you a monster on the guitar) and consist of the space be-

While we're talking about it, you will learn how to tune your guitar! And learn the notes on the last two strings (5th and 6th, the thickest strings) to start with. This will be imperative with chords and lead playing.

Also, you will learn some of the lingo, like knowing which string is the first and fifth, and knowing the actual body of the guitar (frets etc.)

So, where do you start when learning the guitar? The first place you need to start is chords. I will teach each student how to play the basic 'open' chords of C, A, G, E and D. Learning these chords will cover most of the other chords, because those chords are the same shapes just moved over the fret-board. We don't just learn the shapes, but also learn how to change over quickly while strumming. Start

Scales...now don't yawn! They are cool!

When you learn how to play a guitar you will have to focus on scales. The first scale to learn is the MAJOR scale, which forms the basic core scale of all Western music. Knowing this scale will greatly improve your lead playing, solo abilities, chord con-

struction, ear-training (the ability to hear notes in music and pick them up easily on your guitar) and even song writing. Yep, it can do that much for you.

Once you learn the major scale, it's good to learn the


BLUES or PENTATONIC scale. Learn it in comparison to the major scale – so, see which notes (intervals) have been moved or changed. Learning the major scale will take some time, so don't be in a hurry. Take both of these into your jams.

IN THIS ISSUE

- Chords (THE place to start!) p1
- Scales (YES they can be cool!) p1
- How to improve your playing—QUICKLY! p4
- Featured Guitarist — Jimi Hendrix p3
- Guitar Review— Fender Stratocaster p2
- Student of the Month—Eli p2
- Parts of the Guitar—do you know them all? P3

And much more inside...

Feature Guitar—The Fender Stratocaster!



John Frusciante playing a 1962 model Fender Stratocaster.

Modern day guitar legend, John Frusciante was the lead guitarist for the band, **Red Hot Chili Peppers**.

The Fender Stratocaster, often referred to as "Strat", is a model of electric guitar designed by Leo Fender, George Fullerton, and Freddie Tavares in 1954, and manufactured continuously by the Fender Musical Instruments Corporation to the present.

It is a double-cutaway guitar, with an extended top horn for balance while standing. The Stratocaster has been used by many leading guitarists and can be heard on

many historic recordings. Along with the Gibson Les Paul, Gibson SG, and the Fender Telecaster, it is one of the most common and enduring models of electric guitar in the world.

The design of the Stratocaster has transcended the field of music to rank among the classic industrial designs of all time; examples have been exhibited at major museums around the world

Student of the Month! - Eli

Here we feature one student per month and get them to answer some fun questions!

Q. When did you start playing the guitar?
A. This year, Apr 2010.

Q. Why did you start playing the guitar?
A. Thought it was a good instrument, love the music, rock music.

Q. Who is your favourite guitarist?
A. Slash

"This is the space to read about other kids learning the guitar, just like you!"

Q. What is your favourite guitar?
A. Fender Stratocaster

Q. What is your favourite song to play on the guitar?
A. Welcome To The Jungle—Guns N' Roses

Q. If you could be anything you wanted to be in the world what or who would you be?

A. Veterinarian.

Q. What is your idea of the perfect holiday?

A. Surfing!

Q. How old are you?

A. 14

How Jimi Hendrix got his SOUND!

(I have these pedals, I will demonstrate the sounds during a lesson soon!)



Fuzz Face effect pedal




Rotovibe effect pedal



Octavian—Octave Fuzz effect pedal



Parts of the Guitar!



Hendrix Fact

Jimi's weapon of choice tended to be a Fender Stratocaster, but he would occasionally play the Gibson SG, Flying V, and Les Paul.



Andy Phillips playing guitar
Hendrix style, April 29th 2010
—Ruby's Lounge.

Jimi Hendrix—Guitar Legend



Learning to play guitar as a teenager, Hendrix grew up to become a rock guitar legend. He taught himself to play guitar, and never learnt to read or write music. Despite (or maybe even because of this) he went on to become one of the greatest guitar legends the world has ever seen.

In many ways, music became a sanctuary for Hendrix. He had a difficult childhood. His Dad refused to buy him a guitar for years, Jimi became so depressed over it that the school counsellor suggested his dad buy him one! His Dad reluctantly bought him a cheap toy guitar when he was 14 and when he saw how much Jimi loved it, he gave in and eventually bought him a real guitar.

In mid-1966, Hendrix met Chas Chandler, a former member of the Animals, a successful rock group, who became his manager. Chandler convinced Hendrix to go to London where he joined forces with musicians Noel Redding and Mitch Mitchell to create The Jimi Hendrix Experience, which today is still considered one of the most popular and highest paid touring acts in the

world.

Members of the Beatles, the Rolling Stones, the Who, and Eric Clapton were all great admirers of Hendrix's work.

Hendrix became famous for playing behind his head, playing with his teeth and setting guitars on fire!! Jimi was wild, passionate and extremely talented. Jimi Hendrix pioneered the explosive possibilities of the electric guitar.

Hendrix's innovative style of combining fuzz, feedback and controlled distortion created a new musical form. (see his most famous effect pedals left) His musical language continues to influence a host of modern musicians.

**Google Jimi Hendrix to learn more about this fascinating guitarist!*



Andy's Guitar Tuition

'Every Lesson something new... Every Lesson something fun!'

8 Rando Court
Frankston South
VIC 3199

Phone: 9783 8881

Mob 0421 447 790

E-mail: andyphi@gmail.com

I'M ON MYSPACE!

www.myspace.com/
andyphillipsguitarist

NEXT ISSUE:

GUNS *N* ROSES

"The Slash Experience"

Read up on

Marshall Amps,

Featured guitarist, **Slash** from Guns N Roses.

Featured guitar **Gibson Les Paul**, articles, tips,

competitions, cool stuff & more! Sha-ZAM!

Out in JULY!

Some things you never knew about your guitar teacher!



Andy → Artwork by Callum

I was born in New Zealand, then moved to London in my early twenties, then after a few years in London (it was too cold!) moved to Melbourne, Australia, mainly for the groovy music scene.

I am the lead guitarist in a rock band called Ralph DeSilver and the singer, lead guitarist for the blues trio Cadillac Walk.. I live and breathe the guitar and since I picked one up at the age of 13 I have rarely put it down.

- I thoroughly enjoy teaching my students guitar playing skills, but more than that, I
- hope to widen your music experience as a whole and I aim for every student of mine
- to really understand what it is to be a musician. It is about creativity, artistic expression, freedom and passion. It is to live and breathe music as part of your being. This
- is something that someone can be born with, or it can be shown to a student and
- their eyes can then open up to the possibilities.

As a young guy at school I had some good guitar teachers, and some not-so-good. I still remember what it was like to have that great teacher and always aspire to be that teacher. The teacher I always wanted.

So now, -Sha-MOWN- dudes and dudettes, let's play some GUITAR!!!

Improving Fast! TIPS

....Ah, this is when we discuss some guitar playing tips that will help you improve quickly and have some fun while you do it!

1) Listen to music

And listen to different styles – not just your favourite. Listen to the subtleties of the guitars, the different sounds, the note placements, how the guitar works with the other instruments (vocals, drums, bass.)

2) Jam! Jam!

Yes, get together with some musicians and just jam together. Don't be intimidated if they're better than you – learn from them. Also, don't be afraid to experiment, and get comfortable with a guitar around your neck and under your eager fingers.

3) Practice

We've been discussing some practice techniques above, but it's important to remember to practice every day. Muscle memory is an amazing thing – something you battle to do today, you find you can do easily tomorrow. All you're doing is training your finger muscles and ears to know what they're doing.

4) Watch

Get some DVD's of great artists and just watch them play. See that relaxing with the guitar is far more important. If you're into heavy metal, don't let the jumping around and angry faces fool you – they make guitar playing look more aggressive than it is. In fact, if you look closely, you'll notice that they're playing (strumming or picking) their guitar very gently even though their stage show is quite aggressive. It's mostly show – nothing

wrong with that!

So, keep these tips in mind when you want to learn how to play the guitar, and have fun! Remember, no single article will cover everything, so use this as a basis for research and a way of knowing where to start.

5) The last point : **NEVER give up, it's not worth the regret. Just be patient and learn as you go.**



Remember, I am always here to talk to, help you and teach you! - Andy Phillips